

Anti-Cyclooxygenase 1 antibody [R02-6G4] (STJA0034189)

GENERAL INFORMATION

Product Type	Primary antibodies
Applications	WB/IHC-F/IHC-P/ICC/IF/IP
Host / Source	Rabbit
Reactivity	Human/Mouse/Rat

PRODUCT PROPERTIES


Clonality	Monoclonal
Concentration	0.3 mg/mL
Conjugation	Unconjugated
Purification	Affinity Purified
Dilution Range	WB 1:500-1:1000 IHC 1:50-1:100 IF 1:50-1:200 IP 1:20
Formulation	50mM Tris-Glycine (pH 7.4) , 0.15M NaCl, 40% Glycerol, 0.01% Sodium azide and 0.05% BSA
Isotype	IgG
Storage Instruction	Store at 4°C short term. Aliquot and store at -20°C long term. Avoid freeze/thaw cycles.

TARGET INFORMATION

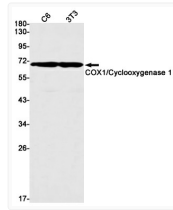
Gene ID	5742
Gene Symbol	PTGS1
UniProt ID	PGH1_HUMAN

ADDITIONAL INFORMATION

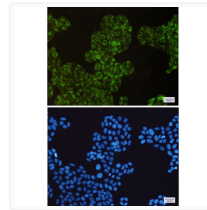
Note STRICTLY FOR FURTHER SCIENTIFIC RESEARCH USE ONLY (RUO). MUST NOT TO BE USED IN DIAGNOSTIC OR THERAPEUTIC APPLICATIONS.



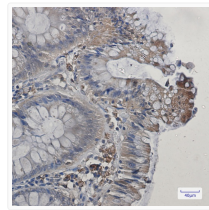
COX1/Cyclooxygenase 1 antibody western blot U937 EAhy STJA0034189



COX1/Cyclooxygenase 1 antibody western blot C6 3T3 STJA0034189



COX1/Cyclooxygenase 1 antibody immunocytochemistry HeLa STJA0034189



COX1 antibody immunohistochemistry human colon cancer STJA0034189