

Anti-Caveolin 2 antibody [R02-2G5] (STJA0034120)

GENERAL INFORMATION

Product Type	Primary antibodies
Applications	WB/IHC-F/IHC-P/ICC/IF/IP
Host / Source	Rabbit
Reactivity	Human

PRODUCT PROPERTIES

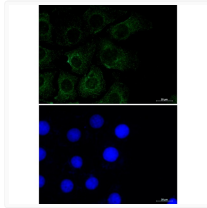
Clonality	Monoclonal
Concentration	0.3 mg/mL
Conjugation	Unconjugated
Purification	Affinity Purified
Dilution Range	WB 1:500-1:1000 IHC 1:50-1:100 IF 1:50-1:200 IP 1:20
Formulation	50mM Tris-Glycine (pH 7.4) , 0.15M NaCl, 40% Glycerol, 0.01% Sodium azide and 0.05% BSA
Isotype	IgG
Storage Instruction	Store at 4°C short term. Aliquot and store at -20°C long term. Avoid freeze/thaw cycles.

TARGET INFORMATION


Gene ID	858
Gene Symbol	CAV2
UniProt ID	CAV2_HUMAN

ADDITIONAL INFORMATION

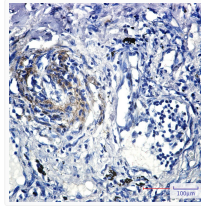
Note STRICTLY FOR FURTHER SCIENTIFIC RESEARCH USE ONLY (RUO). MUST NOT TO BE USED IN DIAGNOSTIC OR THERAPEUTIC APPLICATIONS.



Caveolin 2 antibody immunocytochemistry A549 cells STJA0034120



Caveolin2 antibody western blot HeLa CHO-K1 STJA0034120



Caveolin2 antibody immunohistochemistry human lung cancer STJA0034120