

Anti-beta Actin antibody [R09-4C9] (STJA0034077)

GENERAL INFORMATION

Product Type	Primary antibodies
Applications	WB/IHC-F/IHC-P/ICC/IF
Host / Source	Rabbit
Reactivity	Human/Mouse/Rat

PRODUCT PROPERTIES

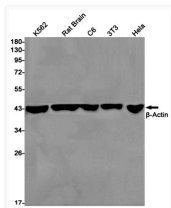
Clonality	Monoclonal
Concentration	0.3 mg/mL
Conjugation	Unconjugated
Purification	Affinity Purified
Dilution Range	WB 1:5000-1:10000 IHC 1:50-1:200 IF 1:100-1:200
Formulation	50mM Tris-Glycine (pH 7.4) , 0.15M NaCl, 40% Glycerol, 0.01% Sodium azide and 0.05% BSA
Isotype	IgG
Storage Instruction	Store at 4°C short term. Aliquot and store at -20°C long term. Avoid freeze/thaw cycles.

TARGET INFORMATION

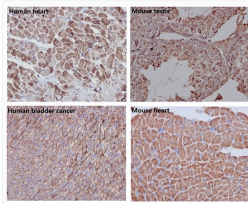
Gene ID	60
Gene Symbol	ACTB
UniProt ID	ACTB_HUMAN

ADDITIONAL INFORMATION

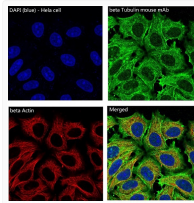
Note STRICTLY FOR FURTHER SCIENTIFIC RESEARCH USE ONLY (RUO). MUST NOT TO BE USED IN DIAGNOSTIC OR THERAPEUTIC APPLICATIONS.



beta Actin antibody western blot K562 rat brain C6 3T3 HeLa STJA0034077



beta Actin antibody immunohistochemistry human heart mouse testis STJA0034077



beta Actin antibody immunofluorescence HeLa cells STJA0034077