

Anti-CD63 antibody [8H1-8H6-5G7] (STJA0033500)

GENERAL INFORMATION

Product Type	Primary antibodies
Applications	IHC-P
Host / Source	Mouse
Reactivity	Human

PRODUCT PROPERTIES

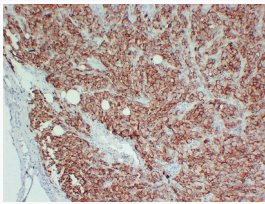
Clonality	Monoclonal
Concentration	1 mg/mL
Conjugation	Unconjugated
Purification	Affinity Chromatography
Dilution Range	IHC 1:100-1:500
Formulation	Liquid in PBS containing 50% glycerol, 0.5% BSA and 0.02% sodium azide, pH 7.3.
Isotype	IgG2a
Storage Instruction	Store at 4°C short term. Aliquot and store at -20°C long term. Avoid freeze/thaw cycles.

TARGET INFORMATION

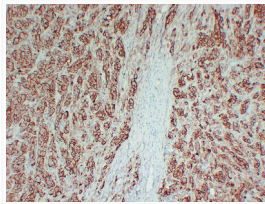
Gene ID	967
Gene Symbol	CD63
UniProt ID	CD63_HUMAN

ADDITIONAL INFORMATION

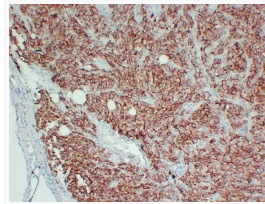
Note STRICTLY FOR FURTHER SCIENTIFIC RESEARCH USE ONLY (RUO). MUST NOT TO BE USED IN DIAGNOSTIC OR THERAPEUTIC APPLICATIONS.



CD63 antibody immunohistochemistry malignant melanoma paraffin-embedded STJA0033500



CD63 antibody immunohistochemistry malignant melanoma STJA0033500



CD63 antibody immunohistochemistry malignant melanoma paraffin-embedded STJA0033500