

Anti-Cytokeratin 20 antibody [10B5-4H7-5A9] (STJA0033437)

GENERAL INFORMATION

Product Type	Primary antibodies
Applications	IHC-P
Host / Source	Mouse
Reactivity	Human

PRODUCT PROPERTIES

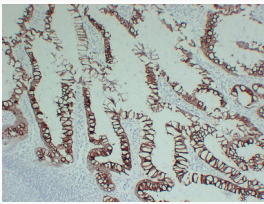
Clonality	Monoclonal
Concentration	1 mg/mL
Conjugation	Unconjugated
Purification	Affinity Chromatography
Dilution Range	IHC 1:100-1:500
Formulation	Liquid in PBS containing 50% glycerol, 0.5% BSA and 0.02% sodium azide, pH 7.3.
Isotype	IgG2a
Storage Instruction	Store at 4°C short term. Aliquot and store at -20°C long term. Avoid freeze/thaw cycles.

TARGET INFORMATION

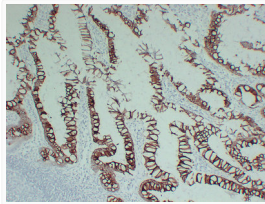
Gene ID	54474
Gene Symbol	KRT20
UniProt ID	K1C20_HUMAN

ADDITIONAL INFORMATION

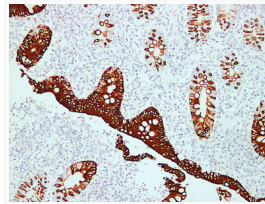
Note **STRICTLY FOR FURTHER SCIENTIFIC RESEARCH USE ONLY (RUO). MUST NOT TO BE USED IN DIAGNOSTIC OR THERAPEUTIC APPLICATIONS.**



Cytokeratin 20 antibody immunohistochemistry colon carcinoma STJA0033437



Cytokeratin 20 antibody immunohistochemistry colon carcinoma STJA0033437



Cytokeratin 20 antibody immunohistochemistry Appendix paraffin-embedded tissue STJA0033437