

Anti-SIRT6 antibody [6C9-D10-D3] (STJA0033193)

GENERAL INFORMATION

| | |
|---------------|------------------------|
| Product Type | Primary antibodies |
| Applications | WB/ICC/IF/IP |
| Host / Source | Mouse |
| Reactivity | Human/Mouse/Rat/Monkey |

PRODUCT PROPERTIES


| | |
|---------------------|--|
| Clonality | Monoclonal |
| Concentration | 1.98 mg/mL |
| Conjugation | Unconjugated |
| Purification | Affinity Purified |
| Dilution Range | WB 1:500-1:1000 IF 1:50-1:200 IP 1:20 |
| Formulation | Liquid in PBS containing 50% glycerol, 0.5% BSA and 0.02% sodium azide, pH 7.3. |
| Isotype | IgG1 |
| Storage Instruction | Store at 4°C short term. Aliquot and store at -20°C long term. Avoid freeze/thaw cycles. |

TARGET INFORMATION

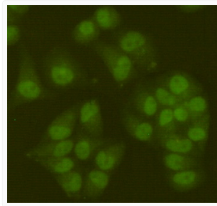
| | |
|-------------|----------------------------|
| Gene ID | 51548 |
| Gene Symbol | SIRT6 |
| UniProt ID | SIR6_HUMAN |

ADDITIONAL INFORMATION

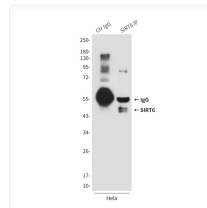
Note STRICTLY FOR FURTHER SCIENTIFIC RESEARCH USE ONLY (RUO). MUST NOT TO BE USED IN DIAGNOSTIC OR THERAPEUTIC APPLICATIONS.



SIRT6 antibody western blot Jurkat MCF-7 HeLa cells
HCT116 K562 STJA0033193



SIRT6 antibody immunofluorescence HeLa cells
STJA0033193



SIRT6 antibody immunoprecipitation HeLa lysates
STJA0033193