

Anti-AKT antibody [3B11-G8-B1] (STJA0033186)

GENERAL INFORMATION

Product Type	Primary antibodies
Applications	WB/IP
Host / Source	Mouse
Reactivity	Human/Mouse/Rat

PRODUCT PROPERTIES

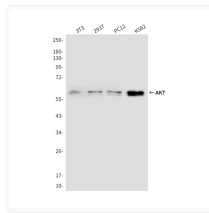
Clonality	Monoclonal
Concentration	3 mg/mL
Conjugation	Unconjugated
Purification	Affinity Purified
Dilution Range	WB 1:500-1:1000 IP 1:20
Formulation	Liquid in PBS containing 50% glycerol, 0.5% BSA and 0.02% sodium azide, pH 7.3.
Isotype	IgG1
Storage Instruction	Store at 4°C short term. Aliquot and store at -20°C long term. Avoid freeze/thaw cycles.

TARGET INFORMATION

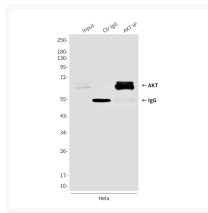
Gene ID [10000](#)
[208](#)
[207](#)
[AKT3](#)
[AKT2](#)
[AKT3_HUMAN](#)
[AKT2_HUMAN](#)
[AKT1_HUMAN](#)

ADDITIONAL INFORMATION

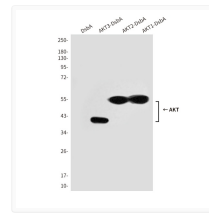
Note STRICTLY FOR FURTHER SCIENTIFIC RESEARCH USE ONLY (RUO). MUST NOT TO BE USED IN DIAGNOSTIC OR THERAPEUTIC APPLICATIONS.



AKTpan antibody western blot 3T3 293T PC-12 K562 STJA0033186



AKT antibody immunoprecipitation HeLa lysates STJA0033186



DSBA and AKT antibodies western blot recombinant antigen STJA0033186