

Anti-Smad3 antibody [4H4-10A10-7B4] (STJA0032967)

GENERAL INFORMATION

Product Type	Primary antibodies
Applications	WB/IHC-P
Host / Source	Mouse
Reactivity	Human/Rat/Mouse

PRODUCT PROPERTIES

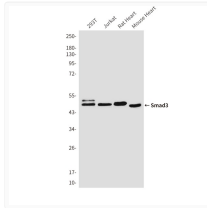
Clonality	Monoclonal
Concentration	1 mg/mL
Conjugation	Unconjugated
Purification	Affinity Purified
Dilution Range	WB 1:500-1:1000 IHC 1:50-1:100
Formulation	Liquid in PBS containing 50% glycerol, 0.5% BSA and 0.02% sodium azide, pH 7.3.
Isotype	IgG1
Storage Instruction	Store at 4°C short term. Aliquot and store at -20°C long term. Avoid freeze/thaw cycles.

TARGET INFORMATION

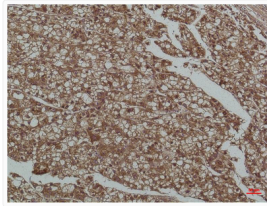
Gene ID	4088
Gene Symbol	SMAD3
UniProt ID	SMAD3_HUMAN

ADDITIONAL INFORMATION

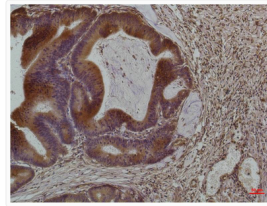
Note STRICTLY FOR FURTHER SCIENTIFIC RESEARCH USE ONLY (RUO). MUST NOT TO BE USED IN DIAGNOSTIC OR THERAPEUTIC APPLICATIONS.



Smad3 antibody western blot 293T Jurkat rat mouse heart STJA0032967



Smad3 antibody immunohistochemistry human liver tissue STJA0032967



Smad3 antibody immunohistochemistry human colon carcinoma STJA0032967