

Anti-STAT3 antibody [6H10-4G1-4C9] (STJA0032963)

GENERAL INFORMATION

Product Type	Primary antibodies
Applications	WB/IHC-P
Host / Source	Mouse
Reactivity	Human/Rat/Mouse

PRODUCT PROPERTIES

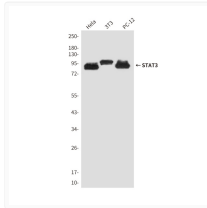
Clonality	Monoclonal
Concentration	1 mg/mL
Conjugation	Unconjugated
Purification	Affinity Purified
Dilution Range	WB 1:500-1:1000 IHC 1:50-1:100
Formulation	Liquid in PBS containing 50% glycerol, 0.5% BSA and 0.02% sodium azide, pH 7.3.
Isotype	IgG1
Storage Instruction	Store at 4°C short term. Aliquot and store at -20°C long term. Avoid freeze/thaw cycles.

TARGET INFORMATION

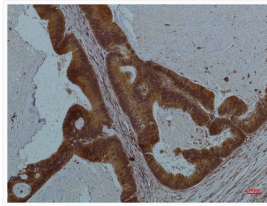
Gene ID	6774
Gene Symbol	STAT3
UniProt ID	STAT3_HUMAN

ADDITIONAL INFORMATION

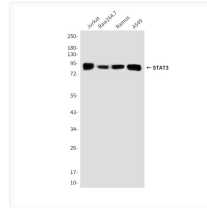
Note STRICTLY FOR FURTHER SCIENTIFIC RESEARCH USE ONLY (RUO). MUST NOT TO BE USED IN DIAGNOSTIC OR THERAPEUTIC APPLICATIONS.



STAT3 antibody western blot HeLa 3T3 PC-12
STJA0032963



STAT3 antibody immunohistochemistry human
colon carcinoma STJA0032963



STAT3 antibody western blot Jurkat Ramos A549
STJA0032963