

Anti-Hsp27 antibody [9G1-4D1-2G2] (STJA0032957)

GENERAL INFORMATION

Product Type	Primary antibodies
Applications	WB/IHC-P
Host / Source	Mouse
Reactivity	Human

PRODUCT PROPERTIES

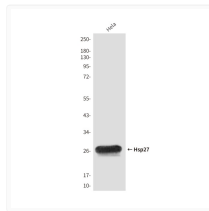
Clonality	Monoclonal
Concentration	1 mg/mL
Conjugation	Unconjugated
Purification	Affinity Purified
Dilution Range	WB 1:500-1:1000 IHC 1:50-1:100
Formulation	Liquid in PBS containing 50% glycerol, 0.5% BSA and 0.02% sodium azide, pH 7.3.
Isotype	IgG1
Storage Instruction	Store at 4°C short term. Aliquot and store at -20°C long term. Avoid freeze/thaw cycles.

TARGET INFORMATION

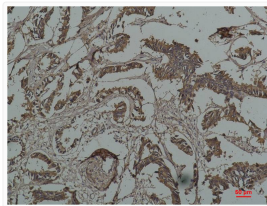
Gene ID	3315
Gene Symbol	HSPB1
UniProt ID	HSPB1_HUMAN

ADDITIONAL INFORMATION

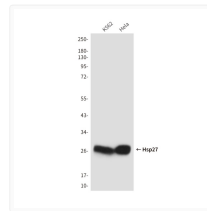
Note STRICTLY FOR FURTHER SCIENTIFIC RESEARCH USE ONLY (RUO). MUST NOT TO BE USED IN DIAGNOSTIC OR THERAPEUTIC APPLICATIONS.



Hsp27 antibody western blot HeLa lysates
STJA0032957



HSP27 antibody immunohistochemistry human breast carcinoma
STJA0032957



HSP27 antibody western blot K562 HeLa
STJA0032957