

Anti-APG5L antibody [3C10-5C8-8C3] (STJA0032943)

GENERAL INFORMATION

Product Type	Primary antibodies
Applications	WB/IHC-P
Host / Source	Mouse
Reactivity	Human/Rat/Mouse

PRODUCT PROPERTIES

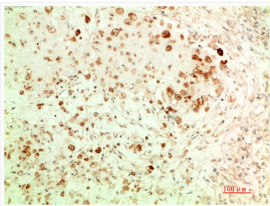
Clonality	Monoclonal
Concentration	1 mg/mL
Conjugation	Unconjugated
Purification	Affinity Purified
Dilution Range	WB 1:500-1:1000 IHC 1:50-1:100
Formulation	Liquid in PBS containing 50% glycerol, 0.5% BSA and 0.02% sodium azide, pH 7.3.
Isotype	IgG1
Storage Instruction	Store at 4°C short term. Aliquot and store at -20°C long term. Avoid freeze/thaw cycles.

TARGET INFORMATION

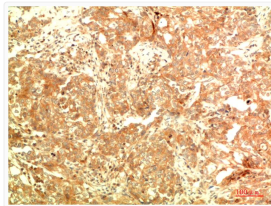
Gene ID	9474
Gene Symbol	ATG5
UniProt ID	ATG5_HUMAN

ADDITIONAL INFORMATION


Note STRICTLY FOR FURTHER SCIENTIFIC RESEARCH USE ONLY (RUO). MUST NOT TO BE USED IN DIAGNOSTIC OR THERAPEUTIC APPLICATIONS.



APG5L antibody immunohistochemistry human ovarian carcinoma tissue STJA0032943



APG5L antibody immunohistochemistry human tonsils STJA0032943



APG5L antibody western blot C2C12 K562 C6 mouse brain STJA0032943