

Anti-Histone H3 antibody [10A10-4H3-2A1] (STJA0032871)

GENERAL INFORMATION

Product Type	Primary antibodies
Applications	WB
Host / Source	Mouse
Reactivity	Human/Mouse/Rat

PRODUCT PROPERTIES

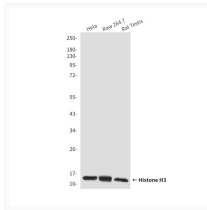
Clonality	Monoclonal
Concentration	1 mg/mL
Conjugation	Unconjugated
Purification	Affinity Purified
Dilution Range	WB 1:500-1:1000
Formulation	Liquid in PBS containing 50% glycerol, 0.5% BSA and 0.02% sodium azide, pH 7.3.
Isotype	IgG1
Storage Instruction	Store at 4°C short term. Aliquot and store at -20°C long term. Avoid freeze/thaw cycles.

TARGET INFORMATION


Gene ID	8350/8351/8352/8353/8354/8355/8356/8357/8358/8968
Gene Symbol	H3C1.H3C2.H3C3.H3C4.H3C6.H3C7.H3C8.H3C10.H3C11.H3C12
UniProt ID	H31_HUMAN

ADDITIONAL INFORMATION

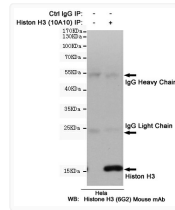
Note STRICTLY FOR FURTHER SCIENTIFIC RESEARCH USE ONLY (RUO). MUST NOT TO BE USED IN DIAGNOSTIC OR THERAPEUTIC APPLICATIONS.



Histone H3 antibody western blot HeLa Raw 2647 rat testis STJA0032871



Histone H3 antibody western blot C6 3T3 HeLa STJA0032871



Histone H3 antibody immunoprecipitation HeLa lysates STJA0032871