

## Anti-beta Actin antibody [5C1-4B9-8C7] (STJA0032865)

### GENERAL INFORMATION

Product Type	Primary antibodies
Applications	WB
Host / Source	Mouse
Reactivity	Human/Rat/Mouse/Monkey/Dog

### PRODUCT PROPERTIES

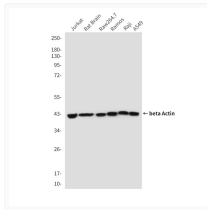
Clonality	Monoclonal
Concentration	1 mg/mL
Conjugation	Unconjugated
Purification	Affinity Purified
Dilution Range	WB 1:5000-1:10000
Formulation	Liquid in PBS containing 50% glycerol, 0.5% BSA and 0.02% sodium azide, pH 7.3.
Isotype	IgG1
Storage Instruction	Store at 4°C short term. Aliquot and store at -20°C long term. Avoid freeze/thaw cycles.

### TARGET INFORMATION


Gene ID	<a href="#">60</a>
Gene Symbol	<a href="#">ACTB</a>
UniProt ID	<a href="#">ACTB_HUMAN</a>

### ADDITIONAL INFORMATION


Note STRICTLY FOR FURTHER SCIENTIFIC RESEARCH USE ONLY (RUO). MUST NOT TO BE USED IN DIAGNOSTIC OR THERAPEUTIC APPLICATIONS.



BetaActin antibody western blot Jurkat rat brain Raw2647 STJA0032865



BetaActin antibody western blot C6 3T3 HeLa STJA0032865



BetaActin antibody western blot CHO-K1 rat brain C6 STJA0032865