

Anti-Peroxiredoxin 1 antibody [6A6-4H3-7A3] (STJA0032858)

GENERAL INFORMATION

Product Type	Primary antibodies
Applications	WB/IHC-F/IHC-P/ICC/IF
Host / Source	Mouse
Reactivity	Human/Mouse/Rat

PRODUCT PROPERTIES

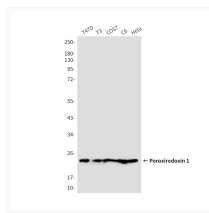
Clonality	Monoclonal
Concentration	1 mg/mL
Conjugation	Unconjugated
Purification	Affinity Purified
Dilution Range	WB 1:500-1:1000 IHC 1:50-1:100 IF 1:50-1:200
Formulation	Liquid in PBS containing 50% glycerol, 0.5% BSA and 0.02% sodium azide, pH 7.3.
Isotype	IgG1
Storage Instruction	Store at 4°C short term. Aliquot and store at -20°C long term. Avoid freeze/thaw cycles.

TARGET INFORMATION

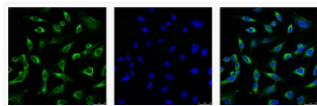
Gene ID	5052
Gene Symbol	PRDX1
UniProt ID	PRDX1_HUMAN

ADDITIONAL INFORMATION

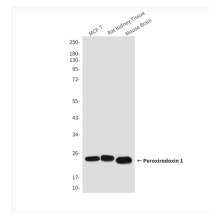
Note STRICTLY FOR FURTHER SCIENTIFIC RESEARCH USE ONLY (RUO). MUST NOT TO BE USED IN DIAGNOSTIC OR THERAPEUTIC APPLICATIONS.



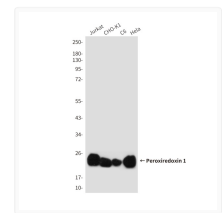
Prdx 1 antibody western blot T47D 3T3 COS7 C6 HeLa STJA0032858



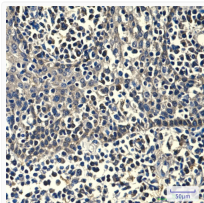
Peroxiredoxin 1 antibody immunofluorescence HeLa cells STJA0032858



Peroxiredoxin 1 antibody western blot MCF-7 rat kidney mouse brain STJA0032858



Peroxiredoxin 1 antibody western blot Jurkat CHO-K1 C6 HeLa STJA0032858



Peroxiredoxin 1/PAG antibody immunohistochemistry human tonsil STJA0032858