

Anti-Cytokeratin 8 antibody [10A5-7C10-6B7] (STJA0032772)

GENERAL INFORMATION

Product Type	Primary antibodies
Applications	ICC/IF/WB/IHC-P
Host / Source	Mouse
Reactivity	Human/Mouse/Rat

PRODUCT PROPERTIES

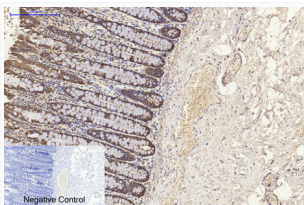
Clonality	Monoclonal
Concentration	1 mg/mL
Conjugation	Unconjugated
Purification	Affinity Purified
Dilution Range	WB 1:500-1:1000 IHC 1:50-1:100 IF 1:50-1:200
Formulation	Liquid in PBS containing 50% glycerol, 0.5% BSA and 0.02% sodium azide, pH 7.3.
Isotype	IgG1
Storage Instruction	Store at 4°C short term. Aliquot and store at -20°C long term. Avoid freeze/thaw cycles.

TARGET INFORMATION

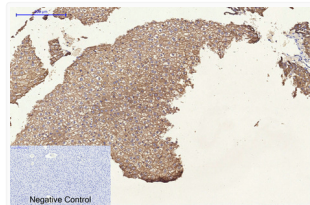
Gene ID	3856
Gene Symbol	KRT8
UniProt ID	K2C8_HUMAN

ADDITIONAL INFORMATION

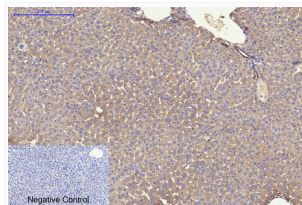
Note STRICTLY FOR FURTHER SCIENTIFIC RESEARCH USE ONLY (RUO). MUST NOT TO BE USED IN DIAGNOSTIC OR THERAPEUTIC APPLICATIONS.



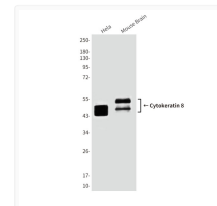
Cytokeratin 8 antibody immunohistochemistry human colon tissue STJA0032772



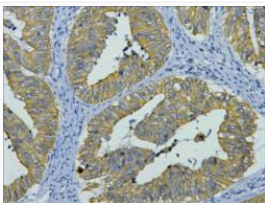
Cytokeratin 8 antibody immunohistochemistry human tonsils STJA0032772



CK8 antibody immunohistochemistry mouse liver tissue STJA0032772



Cytokeratin 8 antibody western blot HeLa mouse brain STJA0032772



Cytokeratin 8 antibody immunohistochemistry human colon cancer tissue STJA0032772