

Anti-Cytokeratin 7 antibody [9G9-4D9-9E10] (STJA0032771)

GENERAL INFORMATION

Product Type	Primary antibodies
Applications	WB/IHC-F/IHC-P/ICC/IF/IP
Host / Source	Mouse
Reactivity	Human/Mouse/Rat

PRODUCT PROPERTIES

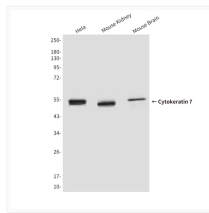
Clonality	Monoclonal
Concentration	1 mg/mL
Conjugation	Unconjugated
Purification	Affinity Purified
Dilution Range	WB 1:500-1:1000 IHC 1:50-1:100 IF 1:50-1:200 IP 1:20
Formulation	Liquid in PBS containing 50% glycerol, 0.5% BSA and 0.02% sodium azide, pH 7.3.
Isotype	IgG1
Storage Instruction	Store at 4°C short term. Aliquot and store at -20°C long term. Avoid freeze/thaw cycles.

TARGET INFORMATION

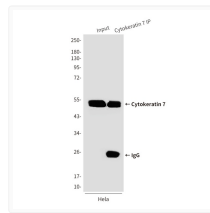
Gene ID	3855
Gene Symbol	KRT7
UniProt ID	K2C7_HUMAN

ADDITIONAL INFORMATION

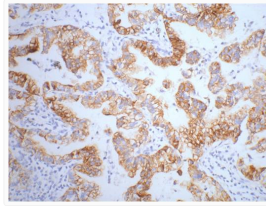
Note STRICTLY FOR FURTHER SCIENTIFIC RESEARCH USE ONLY (RUO). MUST NOT TO BE USED IN DIAGNOSTIC OR THERAPEUTIC APPLICATIONS.



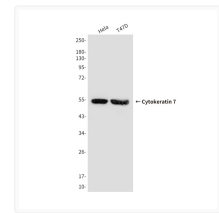
Cytokeratin 7 antibody western blot HeLa mouse kidney brain STJA0032771



Cytokeratin 7 antibody immunoprecipitation HeLa lysates STJA0032771



Cytokeratin 7 antibody immunohistochemistry human lung cancer STJA0032771



Cytokeratin 7 antibody western blot T47D HeLa STJA0032771