

Anti-Galectin 3 antibody [4B2-7G2-8B9] (STJA0032765)

GENERAL INFORMATION

Product Type	Primary antibodies
Applications	WB/IHC-F/IHC-P/ICC/IF
Host / Source	Mouse
Reactivity	Human/Mouse

PRODUCT PROPERTIES

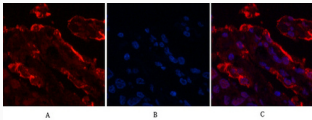
Clonality	Monoclonal
Concentration	1 mg/mL
Conjugation	Unconjugated
Purification	Affinity Purified
Dilution Range	WB 1:500-1:1000 IHC 1:50-1:100 IF 1:50-1:200
Formulation	Liquid in PBS containing 50% glycerol, 0.5% BSA and 0.02% sodium azide, pH 7.3.
Isotype	IgG1
Storage Instruction	Store at 4°C short term. Aliquot and store at -20°C long term. Avoid freeze/thaw cycles.

TARGET INFORMATION

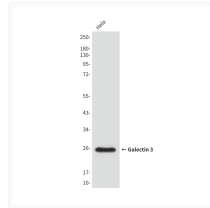
Gene ID	3958
Gene Symbol	LGALS3
UniProt ID	LEG3_HUMAN

ADDITIONAL INFORMATION

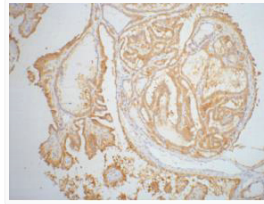
Note STRICTLY FOR FURTHER SCIENTIFIC RESEARCH USE ONLY (RUO). MUST NOT TO BE USED IN DIAGNOSTIC OR THERAPEUTIC APPLICATIONS.



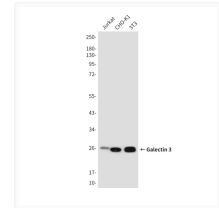
Galectin 3 antibody immunofluorescence human lung cancer tissue STJA0032765



Galectin 3 antibody western blot HeLa lysates STJA0032765



Galectin 3 antibody immunohistochemistry human thyroid tissue STJA0032765



Galectin 3 antibody western blot Jurkat CHO-K1 3T3 STJA0032765