

Anti-CD43 antibody [6M9-N5-P3] (STJA0032550)

GENERAL INFORMATION

Product Type	Primary antibodies
Applications	WB/IHC-P/FC/ELISA
Host / Source	Mouse
Reactivity	Human

PRODUCT PROPERTIES

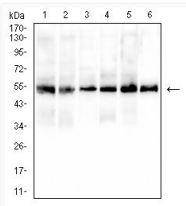
Clonality	Monoclonal
Conjugation	Unconjugated
Purification	Affinity Purified
Dilution Range	WB 1:500-1:1000 IHC 1:100-1:200 FC 1:50-1:100 ELISA 1:10000
Formulation	Purified antibody in PBS with 0.05% sodium azide
Isotype	IgG1
Storage Instruction	Store at 4°C short term. Aliquot and store at -20°C long term. Avoid freeze/thaw cycles.

TARGET INFORMATION

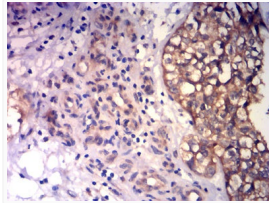
Gene ID	6693
Gene Symbol	SPN
UniProt ID	LEUK_HUMAN

ADDITIONAL INFORMATION

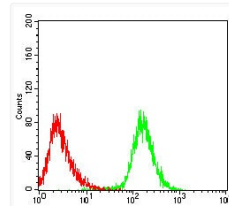
Note STRICTLY FOR FURTHER SCIENTIFIC RESEARCH USE ONLY (RUO). MUST NOT TO BE USED IN DIAGNOSTIC OR THERAPEUTIC APPLICATIONS.



CD43 antibody western blot HEK293-6E HEK293 K562 MOLT4 Jurkat PANC-1 STJA0032550



CD43 antibody immunohistochemistry human bladder cancer STJA0032550



CD43 antibody flow cytometry Jurkat cells STJA0032550