

## Anti-NCK1 antibody [7H2-4C2-1A2] (STJA0032546)

### GENERAL INFORMATION

Product Type	Primary antibodies
Applications	IHC-P/FC
Host / Source	Mouse
Reactivity	Human/Monkey

### PRODUCT PROPERTIES

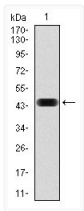
Clonality	Monoclonal
Concentration	1 mg/mL
Conjugation	Unconjugated
Purification	Affinity Purified
Dilution Range	IHC 1:50-1:100 FC 1:50-1:100
Formulation	Liquid in PBS containing 50% glycerol, 0.5% BSA and 0.02% sodium azide, pH 7.3.
Isotype	IgG1
Storage Instruction	Store at 4°C short term. Aliquot and store at -20°C long term. Avoid freeze/thaw cycles.

### TARGET INFORMATION


Gene ID	<a href="#">4690</a>
Gene Symbol	<a href="#">NCK1</a>
UniProt ID	<a href="#">NCK1_HUMAN</a>

### ADDITIONAL INFORMATION

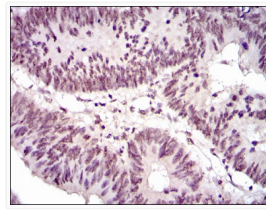
Note STRICTLY FOR FURTHER SCIENTIFIC RESEARCH USE ONLY (RUO). MUST NOT TO BE USED IN DIAGNOSTIC OR THERAPEUTIC APPLICATIONS.



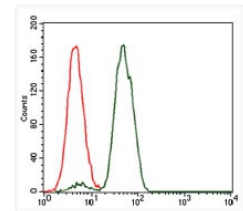
NCK1 antibody western blot human recombinant protein STJA0032546



NCK1 antibody western blot Jurkat HeLa HEK293 A431 K562 COS7 STJA0032546



NCK1 antibody immunohistochemistry rectum cancer tissues STJA0032546



NCK1 antibody flow cytometry Jurkat cells STJA0032546