

Anti-Hsp60 antibody [6C8-G1-B10] (STJA0032468)

GENERAL INFORMATION

Product Type	Primary antibodies
Applications	WB/ICC/IF/IP
Host / Source	Mouse
Reactivity	Human/Mouse/Rat

PRODUCT PROPERTIES

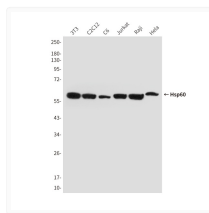
Clonality	Monoclonal
Concentration	3.2 mg/mL
Conjugation	Unconjugated
Purification	Affinity Purified
Dilution Range	WB 1:500-1:1000 IF 1:50-1:200 IP 1:20
Formulation	Liquid in PBS containing 50% glycerol, 0.5% BSA and 0.02% sodium azide, pH 7.3.
Isotype	IgG2b
Storage Instruction	Store at 4°C short term. Aliquot and store at -20°C long term. Avoid freeze/thaw cycles.

TARGET INFORMATION

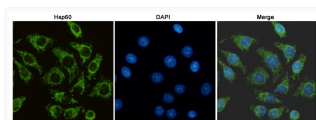
Gene ID	3329
Gene Symbol	HSPD1
UniProt ID	CH60_HUMAN

ADDITIONAL INFORMATION

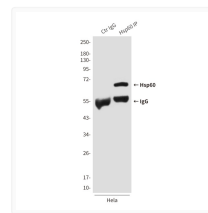
Note STRICTLY FOR FURTHER SCIENTIFIC RESEARCH USE ONLY (RUO). MUST NOT TO BE USED IN DIAGNOSTIC OR THERAPEUTIC APPLICATIONS.



Hsp60 antibody western blot HeLa Raji Jurkat C6
C2C12 3T3 STJA0032468



Hsp60 antibody immunocytochemistry HeLa cells
STJA0032468



Hsp60 antibody immunoprecipitation HeLa lysates
STJA0032468