

Anti-JNK1 antibody [1A4-C5-F11] (STJA0032460)

GENERAL INFORMATION

Product Type	Primary antibodies
Applications	WB/ICC/IF
Host / Source	Mouse
Reactivity	Human/Mouse/Rat

PRODUCT PROPERTIES


Clonality	Monoclonal
Concentration	3.2 mg/mL
Conjugation	Unconjugated
Purification	Affinity Purified
Dilution Range	WB 1:500-1:1000 IF 1:50-1:200
Formulation	Liquid in PBS containing 50% glycerol, 0.5% BSA and 0.02% sodium azide, pH 7.3.
Isotype	IgG2a
Storage Instruction	Store at 4°C short term. Aliquot and store at -20°C long term. Avoid freeze/thaw cycles.

TARGET INFORMATION

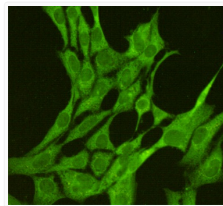
Gene ID	5599
Gene Symbol	MAPK8
UniProt ID	MK08_HUMAN

ADDITIONAL INFORMATION

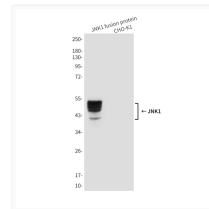
Note STRICTLY FOR FURTHER SCIENTIFIC RESEARCH USE ONLY (RUO). MUST NOT TO BE USED IN DIAGNOSTIC OR THERAPEUTIC APPLICATIONS.



JNK1 antibody western blot C6 3T3 lysates
STJA0032460



JNK1 antibody immunofluorescence 3T3 cells
STJA0032460



JNK1 antibody western blot CHO-K1 cells
STJA0032460