

Anti-Ku70 antibody [7B1-E12-G4] (STJA0032459)

GENERAL INFORMATION

Product Type	Primary antibodies
Applications	WB/ICC/IF/IP/ChIP
Host / Source	Mouse
Reactivity	Human/Monkey

PRODUCT PROPERTIES


Clonality	Monoclonal
Concentration	3 mg/mL
Conjugation	Unconjugated
Purification	Affinity Purified
Dilution Range	WB 1:500-1:1000 IF 1:50-1:200 IP 1:20 ChIP 1:20
Formulation	Liquid in PBS containing 50% glycerol, 0.5% BSA and 0.02% sodium azide, pH 7.3.
Isotype	IgG1
Storage Instruction	Store at 4°C short term. Aliquot and store at -20°C long term. Avoid freeze/thaw cycles.

TARGET INFORMATION

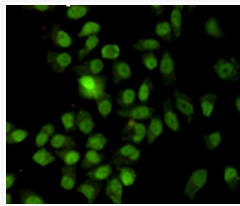
Gene ID	2547
Gene Symbol	XRCC6
UniProt ID	XRCC6_HUMAN

ADDITIONAL INFORMATION

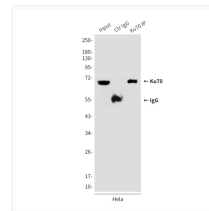
Note STRICTLY FOR FURTHER SCIENTIFIC RESEARCH USE ONLY (RUO). MUST NOT TO BE USED IN DIAGNOSTIC OR THERAPEUTIC APPLICATIONS.



Ku70 antibody western blot HeLa A549 COS7 K562 STJA0032459



Ku70 antibody immunocytochemistry HeLa STJA0032459



Ku70 antibody immunoprecipitation HeLa lysates STJA0032459