

Anti-SIRT2 antibody [1D4-H11-H11] (STJA0032378)

GENERAL INFORMATION

Product Type	Primary antibodies
Applications	WB/ICC/IF
Host / Source	Mouse
Reactivity	Human/Mouse/Rat

PRODUCT PROPERTIES


Clonality	Monoclonal
Concentration	1.7 mg/mL
Conjugation	Unconjugated
Purification	Affinity Purified
Dilution Range	WB 1:500-1:1000 IF 1:50-1:200
Formulation	Liquid in PBS containing 50% glycerol, 0.5% BSA and 0.02% sodium azide, pH 7.3.
Isotype	IgG2b
Storage Instruction	Store at 4°C short term. Aliquot and store at -20°C long term. Avoid freeze/thaw cycles.

TARGET INFORMATION

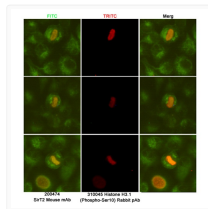
Gene ID	22933
Gene Symbol	SIRT2
UniProt ID	SIR2_HUMAN

ADDITIONAL INFORMATION

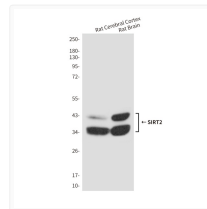
Note STRICTLY FOR FURTHER SCIENTIFIC RESEARCH USE ONLY (RUO). MUST NOT TO BE USED IN DIAGNOSTIC OR THERAPEUTIC APPLICATIONS.



Sirt2 antibody western blot PC-12 rat mouse brain STJA0032378



SIRT2 antibody immunofluorescence HeLa cells STJA0032378



SIRT2 antibody western blot rat brain lysates STJA0032378