

Anti-Cytokeratin 7 antibody [4G9-D8-H6] (STJA0032362)

GENERAL INFORMATION

Product Type	Primary antibodies
Applications	WB/ICC/IF
Host / Source	Mouse
Reactivity	Human

PRODUCT PROPERTIES


Clonality	Monoclonal
Concentration	1 mg/mL
Conjugation	Unconjugated
Purification	Affinity Purified
Dilution Range	WB 1:500-1:1000 IF 1:50-1:200
Formulation	Liquid in PBS containing 50% glycerol, 0.5% BSA and 0.02% sodium azide, pH 7.3.
Isotype	IgG2b
Storage Instruction	Store at 4°C short term. Aliquot and store at -20°C long term. Avoid freeze/thaw cycles.

TARGET INFORMATION

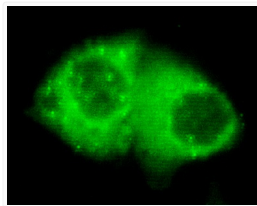
Gene ID	3855
Gene Symbol	KRT7
UniProt ID	K2C7_HUMAN

ADDITIONAL INFORMATION

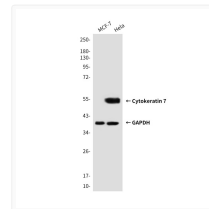
Note STRICTLY FOR FURTHER SCIENTIFIC RESEARCH USE ONLY (RUO). MUST NOT TO BE USED IN DIAGNOSTIC OR THERAPEUTIC APPLICATIONS.



Keratin 7 C-terminus antibody western blot T47D HeLa HepG2 STJA0032362



Cytokeratin 7 antibody immunocytochemistry HeLa cells STJA0032362



Cytokeratin 7 antibody western blot HeLa MCF-7 STJA0032362