

Anti-HDAC4 antibody [4A3-H7-C6] (STJA0032345)

GENERAL INFORMATION

Product Type	Primary antibodies
Applications	WB/IP
Host / Source	Mouse
Reactivity	Human/Mouse/Rat/Monkey

PRODUCT PROPERTIES

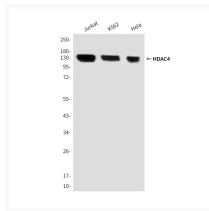
Clonality	Monoclonal
Concentration	6.2 mg/mL
Conjugation	Unconjugated
Purification	Affinity Purified
Dilution Range	WB 1:500-1:1000 IP 1:20
Formulation	Liquid in PBS containing 50% glycerol, 0.5% BSA and 0.02% sodium azide, pH 7.3.
Isotype	IgG2a
Storage Instruction	Store at 4°C short term. Aliquot and store at -20°C long term. Avoid freeze/thaw cycles.

TARGET INFORMATION


Gene ID	9759
Gene Symbol	HDAC4
UniProt ID	HDAC4_HUMAN

ADDITIONAL INFORMATION

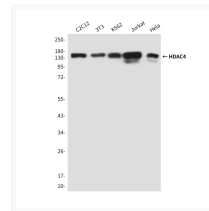
Note STRICTLY FOR FURTHER SCIENTIFIC RESEARCH USE ONLY (RUO). MUST NOT TO BE USED IN DIAGNOSTIC OR THERAPEUTIC APPLICATIONS.



HDAC4 antibody western blot Jurkat HeLa K562 STJA0032345



HDAC4 antibody immunoprecipitation lysates STJA0032345



HeLa HDAC4 antibody western blot C2C12 3T3 K562 Jurkat HeLa STJA0032345