

Anti-STAT5B antibody (600-786 aa) [R08-2I8] (STJA0012601)

GENERAL INFORMATION

Product Type	Primary antibodies
Applications	WB/IHC-F/IHC-P/ICC/IF/IP
Host / Source	Rabbit
Reactivity	Human/Mouse/Rat

PRODUCT PROPERTIES

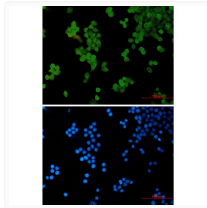
Clonality	Monoclonal
Concentration	0.3 mg/mL
Conjugation	Unconjugated
Purification	Affinity Purified
Dilution Range	WB 1:500-1:1000 IHC 1:50-1:100 IF 1:50-1:200 IP 1:20
Formulation	50mM Tris-Glycine (pH7.4) , 0.15M NaCl, 40% Glycerol, 0.01% Sodium azide and 0.05% BSA
Isotype	IgG
Storage Instruction	Store at 4°C short term. Aliquot and store at -20°C long term. Avoid freeze/thaw cycles.

TARGET INFORMATION


Gene ID	6777
Gene Symbol	STAT5B
UniProt ID	STA5B_HUMAN
Immunogen Region	600-786 aa

ADDITIONAL INFORMATION


Note STRICTLY FOR FURTHER SCIENTIFIC RESEARCH USE ONLY (RUO). MUST NOT TO BE USED IN DIAGNOSTIC OR THERAPEUTIC APPLICATIONS.



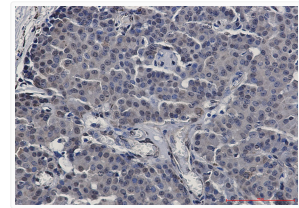
STAT5b antibody immunocytochemistry HeLa cells STJA0012601



STAT5b antibody western blot Raw2647 PC-12 STJA0012601



STAT5b antibody western blot HeLa A549 HL-60 STJA0012601



STAT5b antibody immunohistochemistry human breast cancer STJA0012601