

## Anti-RASEF antibody (97-110 aa) [R03-1G6] (STJA0011864)

### GENERAL INFORMATION

Product Type	Primary antibodies
Applications	WB/ICC/IF
Host / Source	Rabbit
Reactivity	Human/Mouse

### PRODUCT PROPERTIES

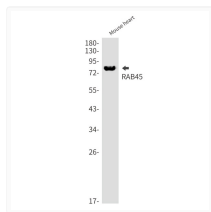
Clonality	Monoclonal
Concentration	0.3 mg/mL
Conjugation	Unconjugated
Purification	Affinity Purified
Dilution Range	WB 1:500-1:1000 IF 1:50-1:200
Formulation	50mM Tris-Glycine (pH7.4) , 0.15M NaCl, 40% Glycerol, 0.01% Sodium azide and 0.05% BSA
Isotype	IgG
Storage Instruction	Store at 4°C short term. Aliquot and store at -20°C long term. Avoid freeze/thaw cycles.

### TARGET INFORMATION


Gene ID	<a href="#">158158</a>
Gene Symbol	<a href="#">RASEF</a>
UniProt ID	<a href="#">RASEF_HUMAN</a>
Immunogen Region	97-110 aa

### ADDITIONAL INFORMATION

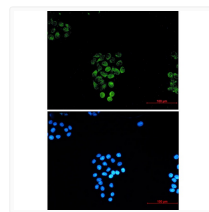
Note STRICTLY FOR FURTHER SCIENTIFIC RESEARCH USE ONLY (RUO). MUST NOT TO BE USED IN DIAGNOSTIC OR THERAPEUTIC APPLICATIONS.



RAB45 antibody western blot mouse heart lysates  
STJA0011864



RAB45 antibody western blot Jurkat



RAB45 antibody immunocytochemistry HeLa cells  
STJA0011864