

Anti-IKBKB antibody (1-12 aa) [R01-9H6] (STJA0011486)

GENERAL INFORMATION

Product Type	Primary antibodies
Applications	WB/ICC/IF
Host / Source	Rabbit
Reactivity	Human/Mouse/Rat

PRODUCT PROPERTIES

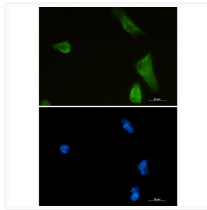
Clonality	Monoclonal
Concentration	0.3 mg/mL
Conjugation	Unconjugated
Purification	Affinity Purified
Dilution Range	WB 1:500-1:1000 IF 1:50-1:200
Formulation	50mM Tris-Glycine (pH7.4) , 0.15M NaCl, 40% Glycerol, 0.01% Sodium azide and 0.05% BSA
Isotype	IgG
Storage Instruction	Store at 4°C short term. Aliquot and store at -20°C long term. Avoid freeze/thaw cycles.

TARGET INFORMATION

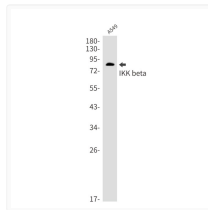
Gene ID	3551
Gene Symbol	IKKB
UniProt ID	IKKB_HUMAN
Immunogen Region	1-12 aa

ADDITIONAL INFORMATION

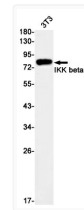
Note STRICTLY FOR FURTHER SCIENTIFIC RESEARCH USE ONLY (RUO). MUST NOT TO BE USED IN DIAGNOSTIC OR THERAPEUTIC APPLICATIONS.



IKK beta antibody immunocytochemistry U87-MG
STJA0011486



IKK beta antibody western blot A549 cells
STJA0011486



IKK beta antibody western blot 3T3 lysates
STJA0011486