

Anti-ACOX1 antibody (1-270 aa) [R08-2E5] (STJA0010907)

GENERAL INFORMATION

Product Type	Primary antibodies
Applications	WB/ICC/IF/IP
Host / Source	Rabbit
Reactivity	Human/Mouse/Rat

PRODUCT PROPERTIES


Clonality	Monoclonal
Concentration	0.3 mg/mL
Conjugation	Unconjugated
Purification	Affinity Purified
Dilution Range	WB 1:500-1:1000 IF 1:50-1:200 IP 1:20
Formulation	50mM Tris-Glycine (pH7.4) , 0.15M NaCl, 40% Glycerol, 0.01% Sodium azide and 0.05% BSA
Isotype	IgG
Storage Instruction	Store at 4°C short term. Aliquot and store at -20°C long term. Avoid freeze/thaw cycles.

TARGET INFORMATION

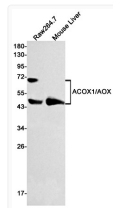
Gene ID	11430
Gene Symbol	Acox1
UniProt ID	ACOX1_MOUSE
Immunogen Region	1-270 aa

ADDITIONAL INFORMATION

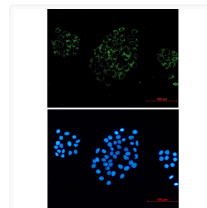
Note **STRICTLY FOR FURTHER SCIENTIFIC RESEARCH USE ONLY (RUO). MUST NOT TO BE USED IN DIAGNOSTIC OR THERAPEUTIC APPLICATIONS.**



ACOX1 antibody western blot rat brain
STJA0010907



ACOX1/AOX antibody western blot Raw2647 mouse liver
STJA0010907



ACOX1 antibody immunocytochemistry HeLa cells
STJA0010907