

Anti-Recombinant-Phospho-p38-T180/Y182 antibody [SR0657] (STJA0010657)

GENERAL INFORMATION

Product Type	Primary antibodies
Applications	WB/IHC/IF
Host / Source	Rabbit
Reactivity	Human/Mouse/Rat

PRODUCT PROPERTIES

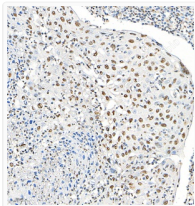
Clonality	Monoclonal
Conjugation	Unconjugated
Purification	Affinity purification
Dilution Range	WB (H, M, R) 1:1000-1:2000 IHC/IF (H, M, R) 1:500-1:1000
Formulation	PBS with 0.15% ProClin300, 100 µg/mL BSA and 50% glycerol.
Isotype	IgG
Storage Instruction	Store at -20C for up to one year, and avoid repeated freeze-thaw cycles.

TARGET INFORMATION

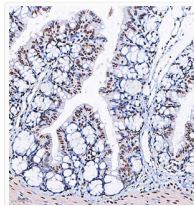
Gene ID	1432
Gene Symbol	MAPK14
UniProt ID	MK14_HUMAN

ADDITIONAL INFORMATION

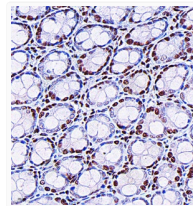
Note **STRICTLY FOR FURTHER SCIENTIFIC RESEARCH USE ONLY (RUO). MUST NOT TO BE USED IN DIAGNOSTIC OR THERAPEUTIC APPLICATIONS.**



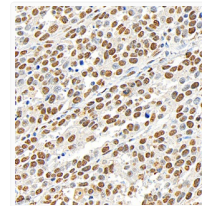
Immunohistochemistry analysis of P-P38. Sample: Human cervical carcinoma, 4% PFA 12-24h. Antigen retrieval: Citrate buffer, pressure cooker 2min. Primary antibody: 1:500, 4C overnight. Secondary antibody: HRP conjugated Goat Anti-Rabbit IgG, 1:200, RT, 1h.



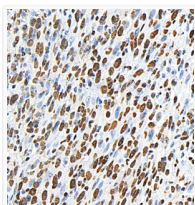
Immunohistochemistry analysis of P-P38. Sample: mouse small intestine, 4% PFA 12-24h. Antigen retrieval: Citrate buffer, pressure cooker 2min. Primary antibody: 1:500, 4C overnight. Secondary antibody: HRP conjugated Goat Anti-Rabbit IgG, 1:200, RT, 1h.



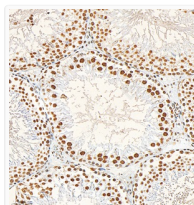
Immunohistochemistry analysis of P-P38. Sample: Rat colon, 4% PFA 12-24h. Antigen retrieval: Citrate buffer, pressure cooker 2min. Primary antibody: 1:500, 4C overnight. Secondary antibody: HRP conjugated Goat Anti-Rabbit IgG, 1:200, RT, 1h.



Immunohistochemistry analysis of P-P38. Sample: Human gastric carcinoma, 4% PFA 12-24h. Antigen retrieval: Citrate buffer, pressure cooker 2min. Primary antibody: 1:500, 4C overnight. Secondary antibody: HRP conjugated Goat Anti-Rabbit IgG, 1:200, RT, 1h.



Immunohistochemistry analysis of P-P38. Sample: mouse subcutaneous nude mouse model of 4T1 cell, 4% PFA 12-24h. Antigen retrieval: Citrate buffer, pressure cooker 2min. Primary antibody: 1:500, 4C overnight. Secondary antibody: HRP conjugated Goat Anti-Rabbit IgG, 1:200, RT, 1h.



Immunohistochemistry analysis of P-P38. Sample: Rat testis, 4% PFA 12-24h. Antigen retrieval: Citrate buffer, pressure cooker 2min. Primary antibody: 1:500, 4C overnight. Secondary antibody: HRP conjugated Goat Anti-Rabbit IgG, 1:200, RT, 1h.