

Anti-p63 antibody [SM0486] (STJA0010486)

GENERAL INFORMATION

Product Type	Primary antibodies
Applications	IHC/IF
Host / Source	Mouse
Reactivity	Mouse/Rat

PRODUCT PROPERTIES

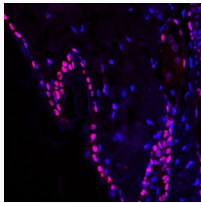
Clonality	Monoclonal
Conjugation	Unconjugated
Purification	Affinity purification
Dilution Range	IHC/IF (M, R) 1:500-1:1000
Formulation	PBS with 0.02% sodium azide, 100 Mu g/ml BSA and 50% glycerol.
Isotype	IgG2ak
Storage Instruction	Store at -20C for up to one year, and avoid repeated freeze-thaw cycles.

TARGET INFORMATION

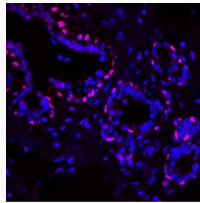
Gene ID	8626
Gene Symbol	TP63
UniProt ID	P63_HUMAN

ADDITIONAL INFORMATION

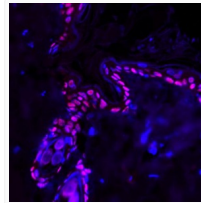
Note **STRICTLY FOR FURTHER SCIENTIFIC RESEARCH USE ONLY (RUO). MUST NOT TO BE USED IN DIAGNOSTIC OR THERAPEUTIC APPLICATIONS.**



Immunofluorescence of paraffin embedded mouse skin using P63 at dilution of 1:500



Immunofluorescence of paraffin embedded mouse breast using P63 at dilution of 1:500



Immunofluorescence of paraffin embedded rat skin using P63 at dilution of 1:500