

Anti-HSP70 antibody [SM0470] (STJA0010470)

GENERAL INFORMATION

Product Type	Primary antibodies
Applications	WB/IHC/IF
Host / Source	Mouse
Reactivity	Human/Mouse/Rat

PRODUCT PROPERTIES

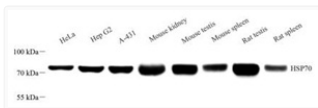
Clonality	Monoclonal
Conjugation	Unconjugated
Purification	Affinity purification
Dilution Range	WB (H, M, R) 1:500-1:1000 IHC/IF (H, M, R) 1:700-1:2000
Formulation	PBS with 0.15% ProClin300, 100 Mu g/mL BSA and 50% glycerol.
Isotype	IgG2ak
Storage Instruction	Store at -20C for up to one year, and avoid repeated freeze-thaw cycles.

TARGET INFORMATION

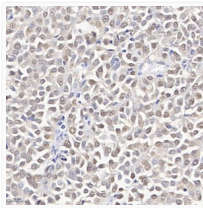
Gene ID	3303/3304
Gene Symbol	HSPA1A
UniProt ID	HS71A_HUMAN

ADDITIONAL INFORMATION

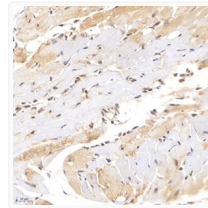
Note STRICTLY FOR FURTHER SCIENTIFIC RESEARCH USE ONLY (RUO). MUST NOT TO BE USED IN DIAGNOSTIC OR THERAPEUTIC APPLICATIONS.



Western blot analysis of HSP70 at dilution of 1:1000



Immunohistochemistry analysis of paraffin embedded human ovarian cancer using HSP70 at dilution of 1:700



Immunohistochemistry analysis of paraffin embedded mouse myocardial infarction using HSP70 at dilution of 1:700