Anti-Myeloperoxidase antibody [SM0464] (STJA0010464)

GENERAL INFORMATION

Product Type	Primary antibodies
Applications	IHC/IF
Host / Source	Mouse
Reactivity	Mouse/Rat

PRODUCT PROPERTIES

Clonality	Monoclonal
Conjugation	Unconjugated
Purification	Affinity purification
Dilution Range	IHC/IF (M, R) 1:2000-1:4000/1:1000-1:2000
Formulation	PBS with 0.02% sodium azide, 100 Mu g/ml BSA and 50% glycerol.
Isotype	IgG
Storage Instruction	Store at-20C for up to one year, and avoid repeated freeze-thaw cycles.

TARGET INFORMATION

Gene ID	17523
Gene Symbol	Mpo
UniProt ID	PERM_MOUSE

ADDITIONAL INFORMATION

Note	STRICTLY FOR FURTHER SCIENTIFIC RESEARCH USE ONLY (RUO). MUST NOT TO BE USED IN DIAGNOSTIC OR THERAPEUTIC APPLICATIONS.

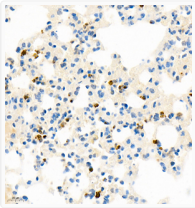

Immunohistochemistry analysis of MPO. Sample: mouse lung, 4% PFA 12-24h. Antigen retrieval: Citrate buffer, 98C, 20 min. Blocking buffer: 3% BSA in PBS, RT, 30min. Primary antibody: 1:2000, 4C overnight. Secondary antibody: HRP Goat Anti-mouse IgG, 1:200 RT 1h.

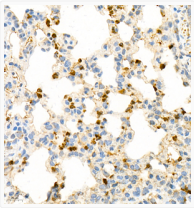

Immunohistochemistry analysis of MPO. Sample: mouse pneumonia, 4% PFA 12-24h. Antigen retrieval: Citrate buffer, 98C, 20 min. Blocking buffer: 3% BSA in PBS, RT, 30min. Primary antibody: 1:2000, 4C overnight. Secondary antibody: HRP Goat Anti-mouse IgG, 1:200 RT 1h.

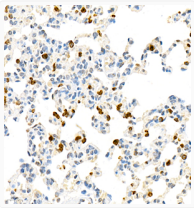

Immunohistochemistry analysis of MPO. Sample: Rat lung, 4% PFA 12-24h. Antigen retrieval: Citrate buffer, 98C, 20 min. Blocking buffer: 3% BSA in PBS, RT, 30min. Primary antibody: 1:2000, 4C overnight. Secondary antibody: HRP Goat Anti-mouse IgG, 1:200 RT 1h.

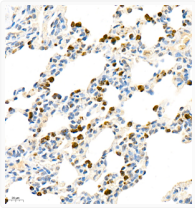

Immunohistochemistry analysis of MPO. Sample: Rat pneumonia, 4% PFA 12-24h. Antigen retrieval: Citrate buffer, 98C, 20 min. Blocking buffer: 3% BSA in PBS, RT, 30min. Primary antibody: 1:2000, 4C overnight. Secondary antibody: HRP Goat Anti-mouse IgG, 1:200 RT 1h.

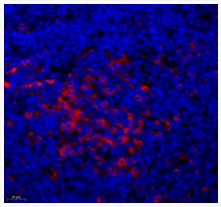

IF analysis of MPO. Sample: mouse lymph node, 4% PFA 12-24h. Antigen retrieval: Citrate buffer, 98C, 20 min. Blocking buffer: 3% BSA in PBS, RT, 30min. Primary antibody: 1:1000, 4C overnight. Secondary antibody: Cy3 conjugated Goat Anti-mouse IgG, 1:200 RT 1h.

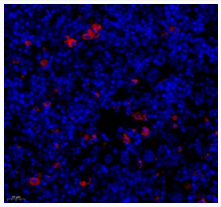

IF analysis of MPO. Sample: mouse spleen, 4% PFA 12-24h. Antigen retrieval: Citrate buffer, 98C, 20 min. Blocking buffer: 3% BSA in PBS, RT, 30min. Primary antibody: 1:1000, 4C overnight. Secondary antibody: Cy3 conjugated Goat Anti-mouse IgG, 1:200 RT 1h.