

## Anti-CD44 antibody [SM0457] (STJA0010457)

### GENERAL INFORMATION

Product Type	Primary antibodies
Applications	IHC/IF
Host / Source	Mouse
Reactivity	Human

### PRODUCT PROPERTIES

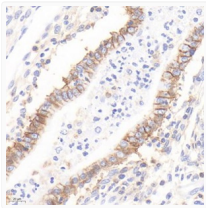
Clonality	Monoclonal
Conjugation	Unconjugated
Purification	Affinity purification
Dilution Range	IHC/IF (H) 1:600-1:1800
Formulation	PBS with 0.15% ProClin300, 100 Mu g/mL BSA and 50% glycerol.
Isotype	IgG1k
Storage Instruction	Store at -20C for up to one year, and avoid repeated freeze-thaw cycles.

### TARGET INFORMATION

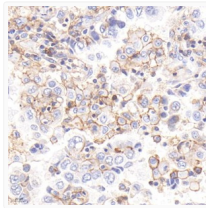
Gene ID	<a href="#">960</a>
Gene Symbol	<a href="#">CD44</a>
UniProt ID	<a href="#">CD44_HUMAN</a>

### ADDITIONAL INFORMATION

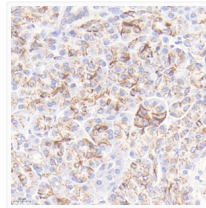
Note **STRICTLY FOR FURTHER SCIENTIFIC RESEARCH USE ONLY (RUO). MUST NOT TO BE USED IN DIAGNOSTIC OR THERAPEUTIC APPLICATIONS.**



Immunohistochemistry analysis of paraffin embedded human endometrial carcinoma using CD44 at dilution of 1:1800



Immunohistochemistry analysis of paraffin embedded human lung adenocarcinoma using CD44 at dilution of 1:1800



Immunohistochemistry analysis of paraffin embedded human pancreas using CD44 at dilution of 1:1800