

Anti-Desmin antibody [SM0399] (STJA0010399)

GENERAL INFORMATION

Product Type	Primary antibodies
Applications	WB/IHC/IF
Host / Source	Mouse
Reactivity	Mouse/Rat

PRODUCT PROPERTIES

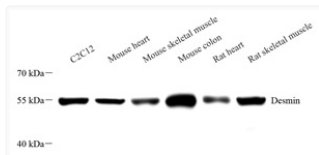
Clonality	Monoclonal
Conjugation	Unconjugated
Purification	Affinity purification
Dilution Range	WB (M, R) 1:500-1:1000 IHC/IF (H, M, R) 1:500-1:1500
Formulation	PBS with 0.15% ProClin300, 100 Mu g/mL BSA and 50% glycerol.
Isotype	IgG1k
Storage Instruction	Store at -20C for up to one year, and avoid repeated freeze-thaw cycles.

TARGET INFORMATION

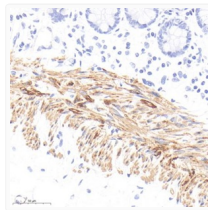
Gene ID	1674
Gene Symbol	DES
UniProt ID	DESM_HUMAN

ADDITIONAL INFORMATION

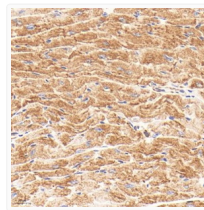
Note STRICTLY FOR FURTHER SCIENTIFIC RESEARCH USE ONLY (RUO). MUST NOT TO BE USED IN DIAGNOSTIC OR THERAPEUTIC APPLICATIONS.



Western blot analysis of Desmin at dilution of 1:1000



Immunohistochemistry analysis of paraffin embedded human colon using Desmin at dilution of 1:1000



Immunohistochemistry analysis of paraffin embedded mouse heart using Desmin at dilution of 1:1000