

Anti-HES3 antibody [SM5214] (STJA0005214)

GENERAL INFORMATION

Product Type	Primary antibodies
Applications	IHC/IF
Host / Source	Mouse
Reactivity	Human/Mouse/Rat

PRODUCT PROPERTIES

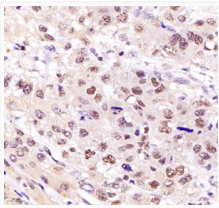
Clonality	Monoclonal
Conjugation	Unconjugated
Purification	Affinity purification
Dilution Range	IHC/IF (H, M, R) 1:600-1:1200
Formulation	PBS with 0.02% sodium azide, 100 Mu g/ml BSA and 50% glycerol.
Isotype	IgG
Storage Instruction	Store at -20C for up to one year, and avoid repeated freeze-thaw cycles.

TARGET INFORMATION

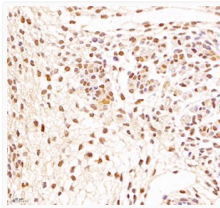
Gene ID	15207
Gene Symbol	Hes3
UniProt ID	HES3_MOUSE

ADDITIONAL INFORMATION

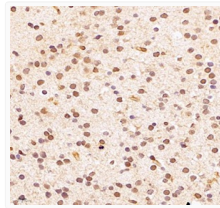
Note **STRICTLY FOR FURTHER SCIENTIFIC RESEARCH USE ONLY (RUO). MUST NOT TO BE USED IN DIAGNOSTIC OR THERAPEUTIC APPLICATIONS.**



Immunohistochemistry of paraffin embedded human liver cancer using HES3 at dilution of 1:600



Immunohistochemistry of paraffin embedded mouse embryonic mouse using HES3 at dilution of 1:600



Immunohistochemistry of paraffin embedded rat embryonic rat using HES3 at dilution of 1:600