

Anti-GAP43 antibody [SM4943] (STJA0004943)

GENERAL INFORMATION

Product Type	Primary antibodies
Applications	WB/IHC
Host / Source	Mouse
Reactivity	Mouse/Rat

PRODUCT PROPERTIES

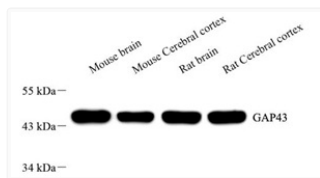
Clonality	Monoclonal
Conjugation	Unconjugated
Purification	Affinity purification
Dilution Range	WB (M, R) 1:1000-1:2000 IHC/IF (M, R) 1:1000-1:2000
Formulation	PBS with 0.02% sodium azide, 100 µg/ml BSA and 50% glycerol.
Isotype	IgG2a
Storage Instruction	Store at -20°C for up to one year, and avoid repeated freeze-thaw cycles.

TARGET INFORMATION

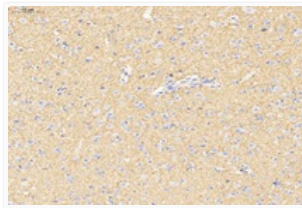
Gene ID	14432
Gene Symbol	Gap43
UniProt ID	NEUM_MOUSE

ADDITIONAL INFORMATION

Note STRICTLY FOR FURTHER SCIENTIFIC RESEARCH USE ONLY (RUO). MUST NOT TO BE USED IN DIAGNOSTIC OR THERAPEUTIC APPLICATIONS.



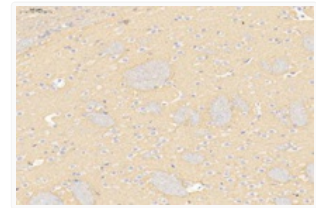
Western blot analysis of GAP43 at dilution of 1:2000



Immunohistochemistry analysis of paraffin-embedded mouse cerebellum using GAP43 at dilution of 1:2000



Immunohistochemistry analysis of paraffin-embedded rat spinal cord using GAP43 at dilution of 1:2000



Immunohistochemistry analysis of paraffin-embedded rat hippocampus using GAP43 at dilution of 1:2000