

Anti-N Cadherin antibody [SM4922] (STJA0004922)

GENERAL INFORMATION

Product Type	Primary antibodies
Applications	WB/IHC/IF
Host / Source	Mouse
Reactivity	Human/Mouse/Rat

PRODUCT PROPERTIES

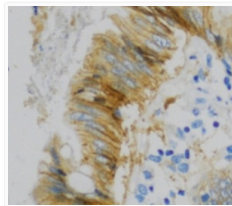
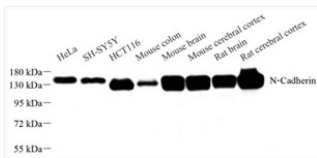
Clonality	Monoclonal
Conjugation	Unconjugated
Purification	Affinity purification
Dilution Range	WB (H, M, R) 1:1000-1:2000 IHC/IF (H, M, R) 1:1000-1:2000/1:500-1:1000
Formulation	PBS with 0.02% sodium azide, 100 µg/ml BSA and 50% glycerol.
Isotype	IgG
Storage Instruction	Store at -20°C for up to one year, and avoid repeated freeze-thaw cycles.

TARGET INFORMATION

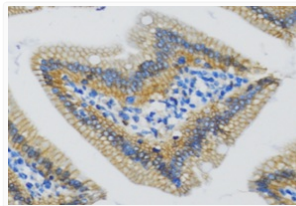
Gene ID	12558
Gene Symbol	Cdh2
UniProt ID	CADH2_MOUSE

ADDITIONAL INFORMATION

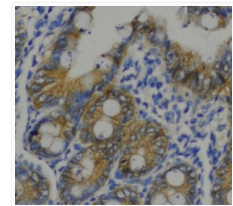
Note STRICTLY FOR FURTHER SCIENTIFIC RESEARCH USE ONLY (RUO). MUST NOT TO BE USED IN DIAGNOSTIC OR THERAPEUTIC APPLICATIONS.



Immunohistochemistry analysis of paraffin-embedded human colon using N Cadherin at dilution of 1:1500



Immunohistochemistry analysis of paraffin-embedded mouse colon using N Cadherin at dilution of 1:1500



N Cadherin at dilution of 1:1500