

Anti-Phospho-p62-Thr269/Ser272 antibody (STJA0003737)

GENERAL INFORMATION

Product Type	Primary antibodies
Applications	WB
Host / Source	Rabbit
Reactivity	Human/Non-Human Primates

PRODUCT PROPERTIES

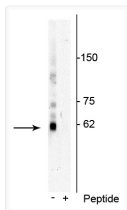
Clonality	Polyclonal
Conjugation	Unconjugated
Purification	This antibody was antigen affinity purified from pooled serum.
Dilution Range	WB 1:1000
Formulation	100 μ l in 10 mM HEPES (pH 7.5) , 150 mM NaCl, 100 μ g per ml BSA and 50% Glycerol.
Isotype	IgG
Storage Instruction	Store at -20°C for up to 1 year from the date of receipt, and avoid repeat freeze-thaw cycles.

TARGET INFORMATION

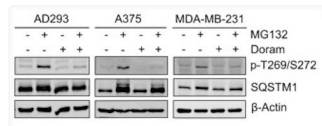
Gene ID	8878
Gene Symbol	SQSTM1
UniProt ID	SQSTM_HUMAN

ADDITIONAL INFORMATION

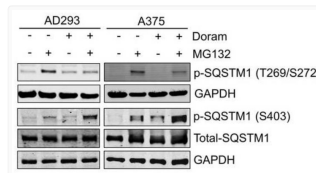
Note **STRICTLY FOR FURTHER SCIENTIFIC RESEARCH USE ONLY (RUO). MUST NOT TO BE USED IN DIAGNOSTIC OR THERAPEUTIC APPLICATIONS.**



Western blot p62 phospho-Thr269-Ser272 immunolabeling in Jurkat cell lysate STJA0003737



western blot analysis AD293A375and MDA-MB-231 cell lysates with drug treatments STJA0003737



Western blot analysis SQSTM1 T269-S272 phosphorylation using antibody in AD293 and A375 cells STJA0003737