

## Anti-Collagen 1, alpha 1 propeptide antibody (STJA0003599)

### GENERAL INFORMATION

Product Type	Primary antibodies
Applications	WB/IHC
Host / Source	Rabbit
Reactivity	Human/Mouse/Rat/Bovine/Canine/Chicken/Feline/Finch/Goat/Guinea Pig/Hamster/Horse/Non-Human Primates/Rabbit/Sheep/Vole/Xenopus

### PRODUCT PROPERTIES


Clonality	Polyclonal
Conjugation	Unconjugated
Purification	This antibody was antigen affinity purified from serum.
Dilution Range	WB 1:1000 IHC 1:100
Formulation	100 ul in PBS
Isotype	IgG
Storage Instruction	Store at -20°C for up to 1 year from the date of receipt, and avoid repeat freeze-thaw cycles.

### TARGET INFORMATION

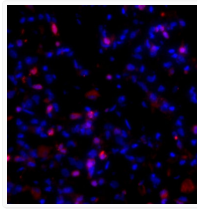
Gene ID	<a href="#">1277</a>
Gene Symbol	<a href="#">COL1A1</a>
UniProt ID	<a href="#">CO1A1_HUMAN</a>

### ADDITIONAL INFORMATION

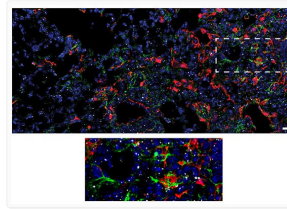
Note STRICTLY FOR FURTHER SCIENTIFIC RESEARCH USE ONLY (RUO). MUST NOT TO BE USED IN DIAGNOSTIC OR THERAPEUTIC APPLICATIONS.



Western blot 180 kDa collagen 1 immunolabeling in rat lung lysate STJA0003599



IHC staining with collagen 1 in fibrotic mouse lung tissue with blue DNA stain STJA0003599



IHC immunolabeling Pro-Col1a1 colocalization with tdTom cells in mouse lungs STJA0003599