

Anti-SPTAN1 antibody [3D7] (STJA0003570)

GENERAL INFORMATION

Product Type	Primary antibodies
Applications	WB/IHC/ICC
Host / Source	Mouse
Reactivity	Bovine/Human/Mouse/Rat

PRODUCT PROPERTIES

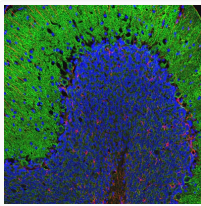
Clonality	Monoclonal
Conjugation	Unconjugated
Purification	This antibody was protein g purified culture from supernatant.
Dilution Range	WB 1:3000 IHC 1:500-1:2000 ICC 1:500-1:2000
Formulation	100 ul in PBS + 50% Glycerol and 5 mm Sodium Azide
Isotype	IgG1
Storage Instruction	Store at -20°C for up to 1 year from the date of receipt, and avoid repeat freeze-thaw cycles.

TARGET INFORMATION


Gene ID	6709
Gene Symbol	SPTAN1
UniProt ID	SPTN1_HUMAN

ADDITIONAL INFORMATION

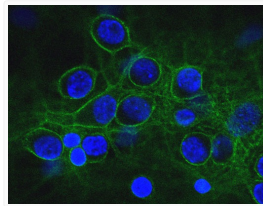
Note STRICTLY FOR FURTHER SCIENTIFIC RESEARCH USE ONLY (RUO). MUST NOT TO BE USED IN DIAGNOSTIC OR THERAPEUTIC APPLICATIONS.



IF staining rat cerebellum with alpha-II-spectrin green and GFAP red antibodies STJA0003570



Western blot 240 kDa alpha II spectrin protein in rat hippocampal lysate STJA0003570



ICC staining cultured neurons and glia with anti-alpha-II-spectrin green and DAPI blue STJA0003570