

Anti-ADCY3 antibody (STJA0003569)

GENERAL INFORMATION

Product Type	Primary antibodies
Applications	WB/IHC/ICC
Host / Source	Rabbit
Reactivity	Human/Mouse/Rat

PRODUCT PROPERTIES

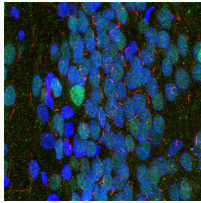
Clonality	Polyclonal
Conjugation	Unconjugated
Purification	This antibody was antigen affinity purified from serum.
Dilution Range	WB 1:2000 IHC 1:10,000 ICC 1:500-1:10,000
Formulation	100 ul in PBS + 50% Glycerol and 5 mm Sodium Azide
Isotype	IgG
Storage Instruction	Store at -20°C for up to 1 year from the date of receipt, and avoid repeat freeze-thaw cycles.

TARGET INFORMATION

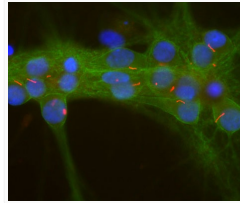
Gene ID	64508
Gene Symbol	Adcy3
UniProt ID	ADCY3_RAT

ADDITIONAL INFORMATION

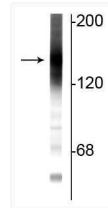
Note STRICTLY FOR FURTHER SCIENTIFIC RESEARCH USE ONLY (RUO). MUST NOT TO BE USED IN DIAGNOSTIC OR THERAPEUTIC APPLICATIONS.



IHC staining rat hippocampus section using anti-adenylate cyclase III antibody STJA0003569



ICC staining rat neurons and glia with anti-adenylate cyclase III antibody neuronal cilia STJA0003569



Western blot 160 kDa adenylate cyclase III protein in rat cortical lysate STJA0003569