

Anti-TBL1XR1 antibody (STJ98558)

GENERAL INFORMATION

Product Type	Primary antibodies
Applications	WB/IHC/IF
Host / Source	Mouse
Reactivity	Human/Mouse/Rat/Cow/Chicken/Dog/Pig/Zebrafish

PRODUCT PROPERTIES

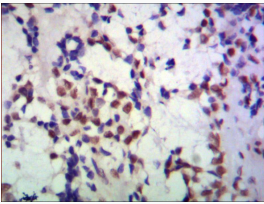
Clonality	Monoclonal
Concentration	1 mg/mL
Conjugation	Unconjugated
Purification	Affinity purification
Dilution Range	WB 1:1000-1:2000 IHC 1:500-1:1000 IF 1:100-1:500
Formulation	Liquid in 0.1M Tris-Glycine (pH7.4, 150 mM NaCl) , 0.2% Sodium Azide and 50% Glycerol.
Molecular Weight	Calculated: 56kD
Storage Instruction	Store at -20°C for up to 1 year from the date of receipt, and avoid repeat freeze-thaw cycles.

TARGET INFORMATION

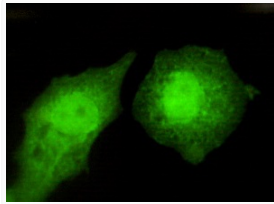
Gene ID	79718
Gene Symbol	TBL1XR1
UniProt ID	TBL1R_HUMAN
Specificity	TBL1XR1 Monoclonal Antibody detects endogenous levels of TBL1XR1 protein.

ADDITIONAL INFORMATION

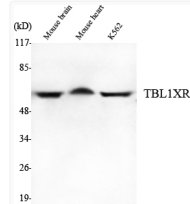
Note STRICTLY FOR FURTHER SCIENTIFIC RESEARCH USE ONLY (RUO). MUST NOT TO BE USED IN DIAGNOSTIC OR THERAPEUTIC APPLICATIONS.



Immunohistochemistry analysis of paraffin-embedded human breast cancer using TBL1XR1 monoclonal antibody.



Immunofluorescence analysis of HeLa cells using TBL1XR1 monoclonal antibody.



Western blot analysis using TBL1XR1 monoclonal antibody against mouse brain, mouse heart, K562 cell lysate.