

Anti-FGG antibody [5A6] (STJ98071)

GENERAL INFORMATION

Product Type	Primary antibodies
Applications	WB/IF/ELISA
Host / Source	Mouse
Reactivity	Human

PRODUCT PROPERTIES

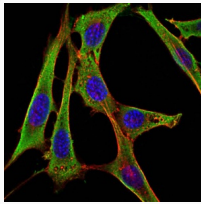
Clonality	Monoclonal
Conjugation	Unconjugated
Purification	Affinity purification
Dilution Range	WB 1:500-1:2000 IF 1:200-1:1000 ELISA 1:10000
Formulation	Liquid in PBS containing 0.03% Sodium Azide, 0.5% BSA, 50% Glycerol.
Isotype	IgG2b
Molecular Weight	Calculated: 52kD
Storage Instruction	Store at -20°C for up to 1 year from the date of receipt, and avoid repeat freeze-thaw cycles.

TARGET INFORMATION

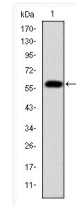
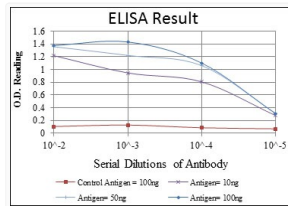
Gene ID	2266
Gene Symbol	FGG
UniProt ID	FIBG_HUMAN
Specificity	Fibrinogen Gamma Monoclonal Antibody detects endogenous levels of Fibrinogen Gamma protein.

ADDITIONAL INFORMATION

Note **STRICTLY FOR FURTHER SCIENTIFIC RESEARCH USE ONLY (RUO). MUST NOT TO BE USED IN DIAGNOSTIC OR THERAPEUTIC APPLICATIONS.**



Immunofluorescence analysis of NIH/3T3 cells using Fibrinogen Gamma monoclonal antibody (green). Blue: DRAQ5 fluorescent DNA dye. Red: Actin filaments have been labeled with Alexa Fluor-555 phalloidin.



Western blot analysis using Fibrinogen Gamma monoclonal antibody against human Fibrinogen Gamma (AA: 210-437) recombinant protein.