

Anti-PTK2 antibody [10H7] (STJ98061)

GENERAL INFORMATION

Product Type	Primary antibodies
Applications	WB/IHC/IF/ELISA
Host / Source	Mouse
Reactivity	Human/Mouse

PRODUCT PROPERTIES

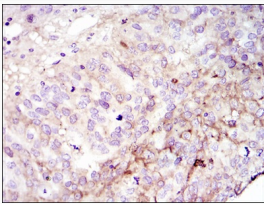
Clonality	Monoclonal
Conjugation	Unconjugated
Purification	Affinity purification
Dilution Range	WB 1:500-1:2000 IHC 1:200-1:1000 IF 1:200-1:1000 ELISA 1:10000
Formulation	Liquid in PBS containing 0.03% Sodium Azide, 0.5% BSA, 50% Glycerol.
Isotype	IgG1
Molecular Weight	Calculated: 119kD
Storage Instruction	Store at -20°C for up to 1 year from the date of receipt, and avoid repeat freeze-thaw cycles.

TARGET INFORMATION

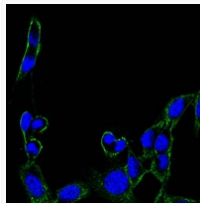
Gene ID	5747
Gene Symbol	PTK2
UniProt ID	FAK1_HUMAN
Specificity	FAK Monoclonal Antibody detects endogenous levels of FAK protein.

ADDITIONAL INFORMATION


Note STRICTLY FOR FURTHER SCIENTIFIC RESEARCH USE ONLY (RUO). MUST NOT TO BE USED IN DIAGNOSTIC OR THERAPEUTIC APPLICATIONS.



Immunohistochemistry analysis of paraffin-embedded cervix tumour with DAB staining using FAK monoclonal antibody.



Immunofluorescence analysis of B16 cells using FAK monoclonal antibody (green). Blue: DRAQ5 fluorescent DNA dye.



Western blot analysis using FAK monoclonal antibody against A549 (1) and NIH/3T3 (2) cell lysate.