

Anti-MAPK6 antibody [4E8] (STJ98048)

GENERAL INFORMATION

Product Type	Primary antibodies
Applications	WB/FC/ELISA
Host / Source	Mouse
Reactivity	Human

PRODUCT PROPERTIES

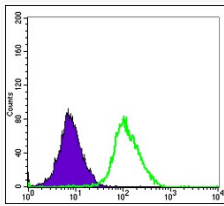
Clonality	Monoclonal
Conjugation	Unconjugated
Purification	Affinity purification
Dilution Range	WB 1:500-1:2000 FC 1:200-1:400 ELISA 1:10000
Formulation	Liquid in PBS containing 0.03% Sodium Azide, 0.5% BSA, 50% Glycerol.
Isotype	IgG1
Molecular Weight	Calculated: 83kD
Storage Instruction	Store at -20°C for up to 1 year from the date of receipt, and avoid repeat freeze-thaw cycles.

TARGET INFORMATION

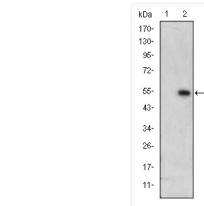
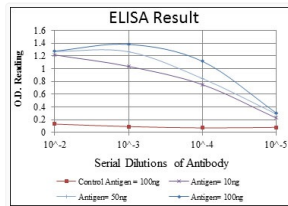
Gene ID	5597
Gene Symbol	MAPK6
UniProt ID	MK06_HUMAN
Specificity	ERK 3 Monoclonal Antibody detects endogenous levels of ERK 3 protein.

ADDITIONAL INFORMATION

Note **STRICTLY FOR FURTHER SCIENTIFIC RESEARCH USE ONLY (RUO). MUST NOT TO BE USED IN DIAGNOSTIC OR THERAPEUTIC APPLICATIONS.**



Flow cytometric analysis of HeLa cells using ERK 3 monoclonal antibody (green) and negative control (purple).



Western blot analysis using ERK 3 monoclonal antibody against HEK293 (1) and ERK3-hlgGc transfected HEK293 (2) cell lysate.