

Anti-Acetyl-HMGB1-Lys12 antibody (STJ97227)

GENERAL INFORMATION

Product Type	Primary antibodies
Applications	WB/IHC/IF/ELISA
Host / Source	Rabbit
Reactivity	Human/Mouse/Rat

PRODUCT PROPERTIES

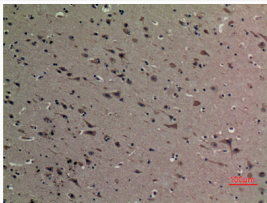
Clonality	Polyclonal
Concentration	1 mg/mL
Conjugation	Unconjugated
Purification	The antibody was affinity-purified from rabbit antiserum by affinity-chromatography using epitope-specific immunogen.
Dilution Range	WB 1:500-1:2000 IHC-P 1:100-300 ELISA 1:10000 IF 1:50-200
Formulation	Liquid in PBS containing 50% Glycerol, 0.5% BSA and 0.02% Sodium Azide.
Isotype	IgG
Molecular Weight	Observed: 30kD
Storage Instruction	Store at -20°C for up to 1 year from the date of receipt, and avoid repeat freeze-thaw cycles.

TARGET INFORMATION

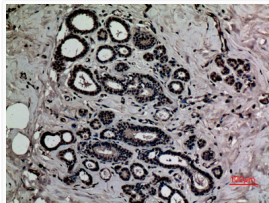
Gene ID	3146
Gene Symbol	HMGB1
UniProt ID	HMGB1_HUMAN
Specificity	Acetyl-HMG-1 (K12) Polyclonal Antibody detects endogenous levels of HMG-1 protein only when acetylation at K12.

ADDITIONAL INFORMATION

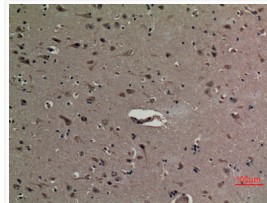
Note STRICTLY FOR FURTHER SCIENTIFIC RESEARCH USE ONLY (RUO). MUST NOT TO BE USED IN DIAGNOSTIC OR THERAPEUTIC APPLICATIONS.



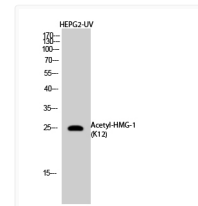
Immunohistochemical analysis of paraffin-embedded human-brain, antibody was diluted at 1:100



Immunohistochemical analysis of paraffin-embedded human-breast, antibody was diluted at 1:100



Immunohistochemical analysis of paraffin-embedded human-brain, antibody was diluted at 1:100



Western blot analysis of HepG2 cells treated with UV using Acetyl-HMG-1 (K12) Polyclonal Antibody. Antibody was diluted at 1:1000. Secondary antibody was diluted at 1:20000