

Anti-IFNAR2 antibody (41-90 aa) (STJ96732)

GENERAL INFORMATION

Product Type	Primary antibodies
Applications	WB/IHC/IF/ELISA
Host / Source	Rabbit
Reactivity	Human/Rat/Mouse

PRODUCT PROPERTIES

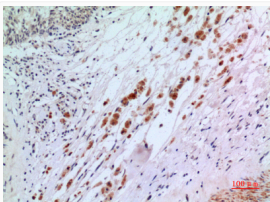
Clonality	Polyclonal
Concentration	1 mg/mL
Conjugation	Unconjugated
Purification	The antibody was affinity-purified from rabbit antiserum by affinity-chromatography using epitope-specific immunogen.
Dilution Range	WB 1:500-1:2000 IHC-P 1:100-1:300 ELISA 1:20000 IF 1:50-200
Formulation	Liquid in PBS containing 50% Glycerol, 0.5% BSA and 0.02% Sodium Azide.
Isotype	IgG
Molecular Weight	Observed: 57kD
Storage Instruction	Store at -20°C for up to 1 year from the date of receipt, and avoid repeat freeze-thaw cycles.

TARGET INFORMATION

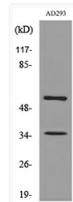
Gene ID	3455
Gene Symbol	IFNAR2
UniProt ID	INAR2_HUMAN
Immunogen Region	41-90 aa
Specificity	IFN-Alpha R2 Polyclonal Antibody detects endogenous levels of IFN-Alpha R2 protein.

ADDITIONAL INFORMATION

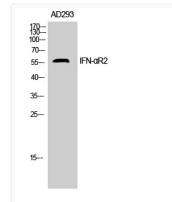
Note STRICTLY FOR FURTHER SCIENTIFIC RESEARCH USE ONLY (RUO). MUST NOT TO BE USED IN DIAGNOSTIC OR THERAPEUTIC APPLICATIONS.



Immunohistochemical analysis of paraffin-embedded human-brain, antibody was diluted at 1:100



Western blot analysis of lysate from AD293 cells, using IFNAR2 Antibody.



Western blot analysis of AD293 cells using IFN-Alpha R2 Polyclonal Antibody.. Secondary antibody was diluted at 1:20000