

Anti-PAOX antibody (260-340 aa) (STJ96463)

GENERAL INFORMATION

Product Type	Primary antibodies
Applications	WB/IHC/IF/ELISA
Host / Source	Rabbit
Reactivity	Human/Rat/Mouse

PRODUCT PROPERTIES

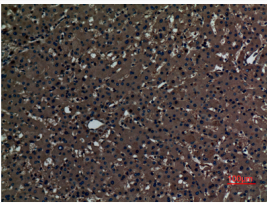
Clonality	Polyclonal
Concentration	1 mg/mL
Conjugation	Unconjugated
Purification	The antibody was affinity-purified from rabbit antiserum by affinity-chromatography using epitope-specific immunogen.
Dilution Range	WB 1:500-1:2000 IHC-P 1:100-300 ELISA 1:40000 IF 1:50-200
Formulation	Liquid in PBS containing 50% Glycerol, 0.5% BSA and 0.02% Sodium Azide.
Isotype	IgG
Molecular Weight	Observed: 70kD
Storage Instruction	Store at -20°C for up to 1 year from the date of receipt, and avoid repeat freeze-thaw cycles.

TARGET INFORMATION

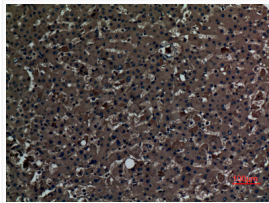
Gene ID	196743
Gene Symbol	PAOX
UniProt ID	PAOX_HUMAN
Immunogen Region	260-340 aa
Specificity	PAOX Polyclonal Antibody detects endogenous levels of PAOX protein.

ADDITIONAL INFORMATION

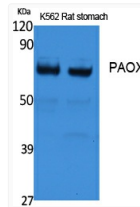
Note STRICTLY FOR FURTHER SCIENTIFIC RESEARCH USE ONLY (RUO). MUST NOT TO BE USED IN DIAGNOSTIC OR THERAPEUTIC APPLICATIONS.



Immunohistochemical analysis of paraffin-embedded human-liver, antibody was diluted at 1:100



Immunohistochemical analysis of paraffin-embedded human-liver, antibody was diluted at 1:100



Western blot analysis of extracts from rat stomach, K562 cells, using PAOX Polyclonal Antibody. Secondary antibody was diluted at 1:20000