

Anti-OR8J3 antibody (232-281) (STJ94814)

GENERAL INFORMATION

Product Type	Primary antibodies
Applications	WB/IF/ELISA
Host / Source	Rabbit
Reactivity	Human/Rat/Mouse

PRODUCT PROPERTIES

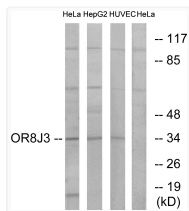
Clonality	Polyclonal
Concentration	1 mg/mL
Conjugation	Unconjugated
Purification	The antibody was affinity-purified from rabbit antiserum by affinity-chromatography using epitope-specific immunogen.
Dilution Range	WB 1:500-1:2000 IF 1:200-1:1000 ELISA 1:10000
Formulation	Liquid in PBS containing 50% Glycerol, 0.5% BSA and 0.02% Sodium Azide.
Isotype	IgG
Molecular Weight	Observed: 35kD
Storage Instruction	Store at -20°C for up to 1 year from the date of receipt, and avoid repeat freeze-thaw cycles.

TARGET INFORMATION

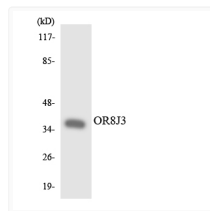
Gene ID	81168
Gene Symbol	OR8J3
UniProt ID	OR8J3_HUMAN
Immunogen Region	232-281
Specificity	Olfactory receptor 8J3 Polyclonal Antibody detects endogenous levels of Olfactory receptor 8J3 protein.

ADDITIONAL INFORMATION


Note **STRICTLY FOR FURTHER SCIENTIFIC RESEARCH USE ONLY (RUO). MUST NOT TO BE USED IN DIAGNOSTIC OR THERAPEUTIC APPLICATIONS.**



Western blot analysis of lysates from HeLa, HepG2, and HUVEC cells, using OR8J3 Antibody. The lane on the right is blocked with the synthesized peptide.



Western blot analysis of the lysates from K562 cells using OR8J3 antibody.



Western blot analysis of various cells using Olfactory receptor 8J3 Polyclonal Antibody.